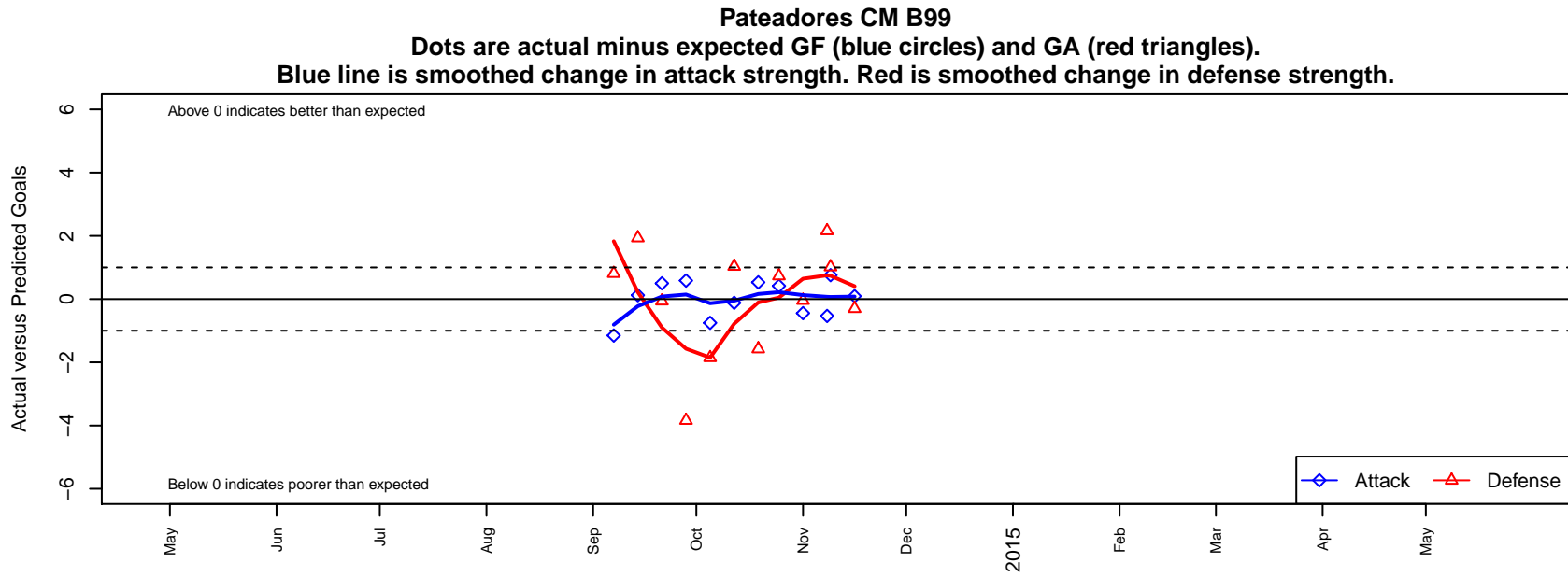


Pateadores CM B99

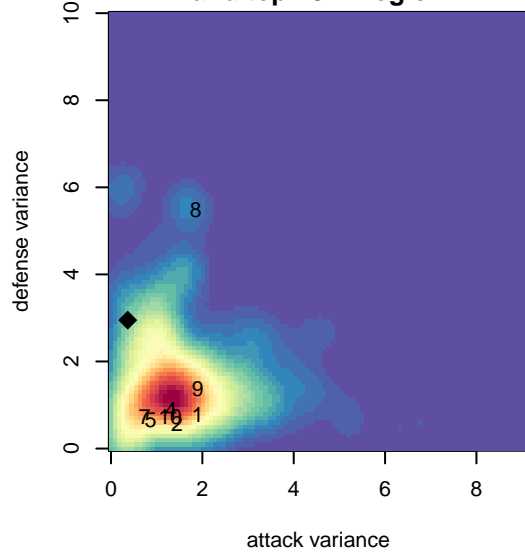
San Diego, CAS
B99 total strength=1283
attack=6.39 defense=4.43
fall league = SCDL FI1 U15

alt names used:
Pateadores BU15 CM

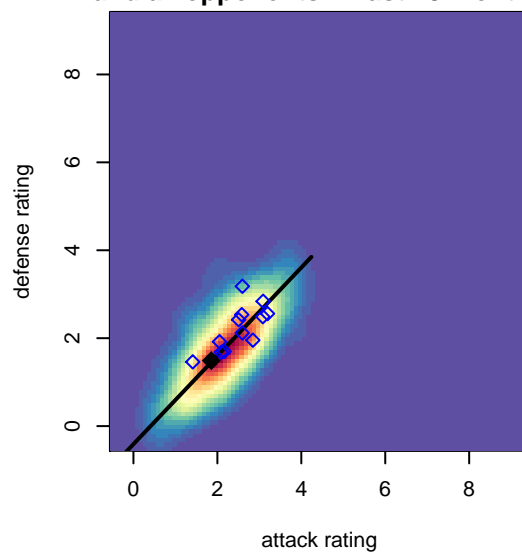
Venues played:
2014 SCDL FI1 U15



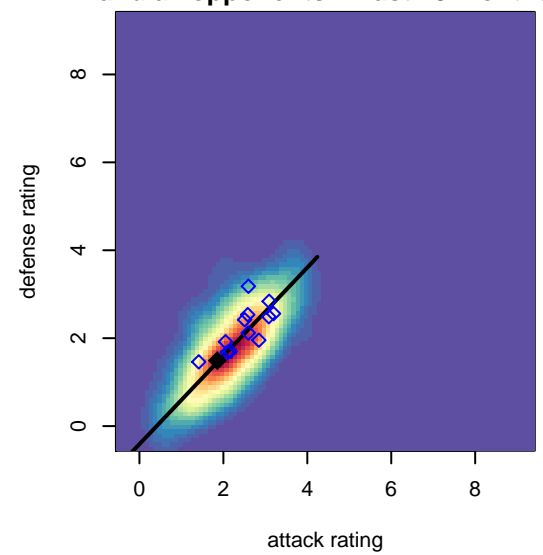
**attack and defense variance (black dot)
relative to other teams
and top 10 in region**



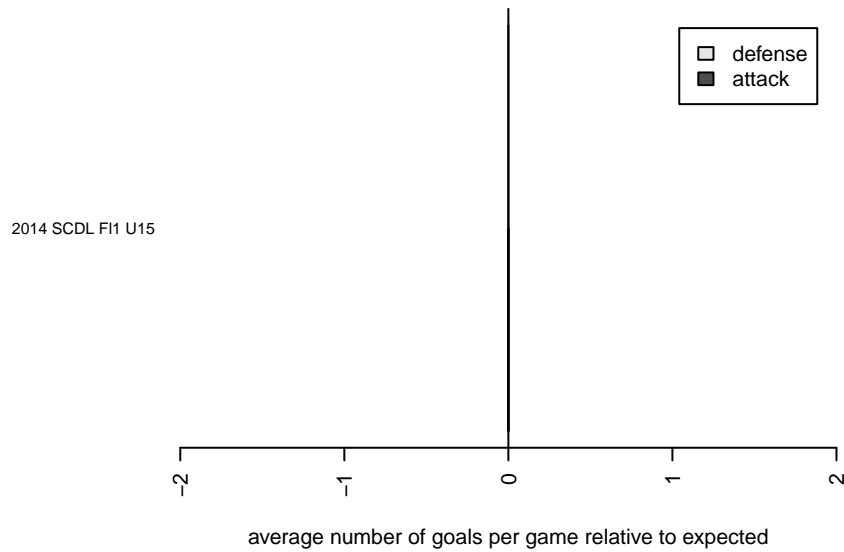
**attack and defense rating
relative to others at age
and all opponents in last 13 months**



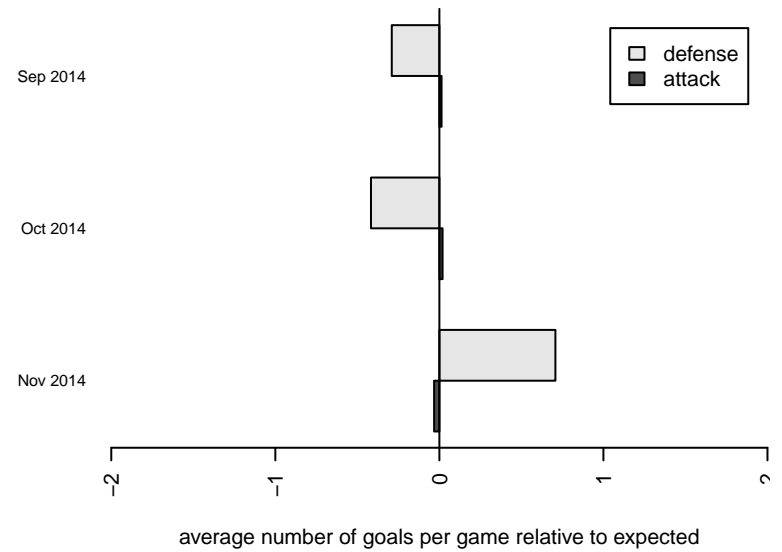
**attack and defense rating
relative to others at age
and all opponents in last 13 months**



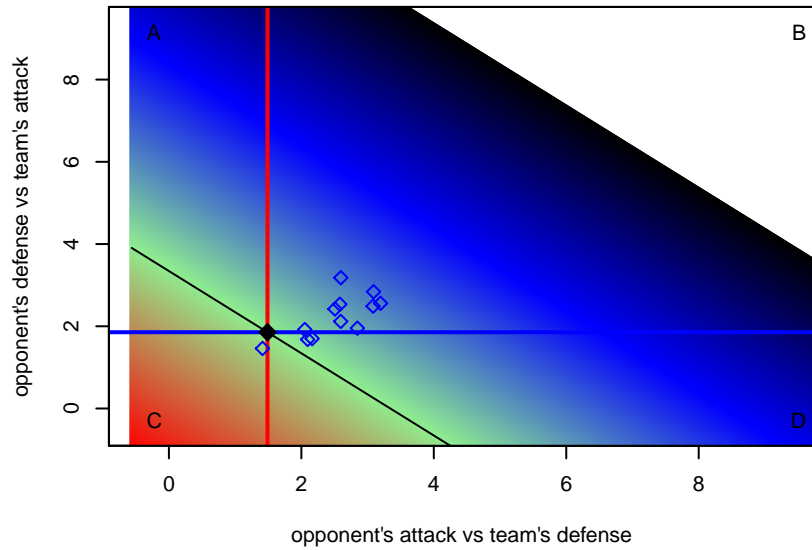
Performance relative to 13 month average



Performance relative to 13 month average



Distribution of opponents
 Red = Lose zone, Blue = Win zone, Green = Even
 Black line separates win/lose zones



lot. A=Neither has attack advantage, B=Opponent has both attack and defense advantage, C=Opponent has both attack and defense disadvantage, D=Both have

date	home		away		venue	pred.home	pred.away
2014-11-16	LA Galaxy Bakersfield B99	2	Pateadores CM B99	1	2014 SCDL FI1 U15	1.70	0.91
2014-11-09	Pateadores CM B99	1	Santa Clarita Valley Magic B99	2	2014 SCDL FI1 U15	0.24	3.02
2014-11-08	Pateadores CM B99	0	Slammers FC HB B99	3	2014 SCDL FI1 U15	0.53	5.16
2014-11-01	Pateadores CM B99	1	South Los Angeles United Academy B99	1	2014 SCDL FI1 U15	1.44	0.96
2014-10-25	FC Golden State West B99	2	Pateadores CM B99	1	2014 SCDL FI1 U15	2.73	0.58
2014-10-19	Pateadores MV B99	7	Pateadores CM B99	1	2014 SCDL FI1 U15	5.42	0.47
2014-10-12	Pateadores CM B99	1	San Diego SC Academy Navy B99	1	2014 SCDL FI1 U15	1.12	2.03
2014-10-05	TVSA Hawks Academy B99	5	Pateadores CM B99	0	2014 SCDL FI1 U15	3.14	0.75
2014-09-28	CA Rush B99	9	Pateadores CM B99	1	2014 SCDL FI1 U15	5.16	0.42
2014-09-21	Pateadores CM B99	1	FC Golden State Academy B99	3	2014 SCDL FI1 U15	0.50	2.94
2014-09-14	Legends FC Yorba Linda B99	2	Pateadores CM B99	1	2014 SCDL FI1 U15	3.93	0.88
2014-09-07	Pateadores CM B99	0	Pateadores IER B99	1	2014 SCDL FI1 U15	1.15	1.81